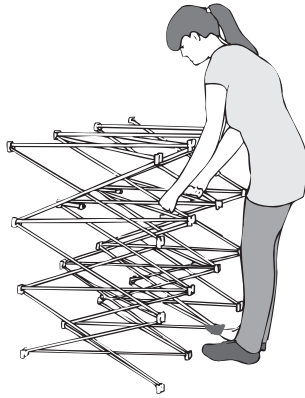
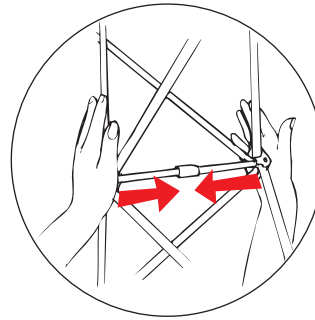


Expand MediaWall Set-up Instruction



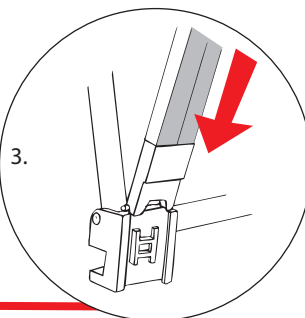

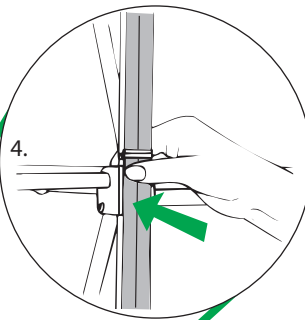
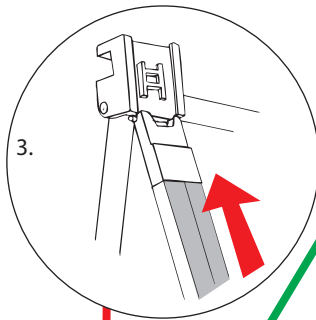
1. Open the display



2. Once the display is open, press the connectors together until they lock

3. Take each of the magnetic bars and slide them into the top and bottom hubs as pictured

4. Press the magnetic bars into place at these two locations.



5. Hang the graphic panels from the top of each magnetic bar. Carefully line up each panel and attach them to the magnetic bars starting from top to bottom

